


PRODUCT DATASHEET

Hugo Evolute heated towel rail

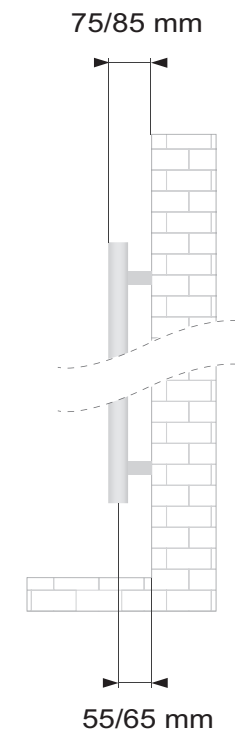
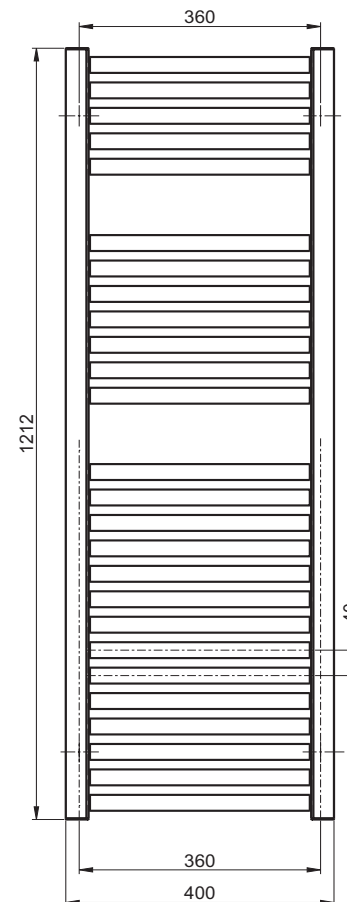
tissino

Your bathroom, made **beautiful**.



A heated towel rail with hidden fixings for a sleek minimalist look, developed from the best-selling Hugo2 range

TECHNICAL DRAWING



PRODUCT DETAILS

Finishes	Powder coat	
Dimensions	Height	1212 mm
	Width	400 mm
	Depth from wall	85 – 95 mm
	Pipe centres	360 mm
	Fixing centres – vertical	1000 mm
	Fixing centres – horizontal	360 mm
Material	Steel	
Water connection	1/2" BSP female	
Heat output (ΔT 60)	2525 BTU	740 W
Weight	7.8 kg	
Warranty	10 years	
Code	Soft Taupe	THE-110-ST
	Matt White	THE-110-MW

See separate datasheets for information on matching valves