


# PRODUCT DATASHEET

## Hugo Evolute heated towel rail

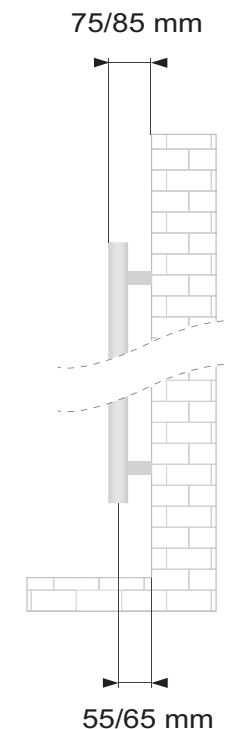
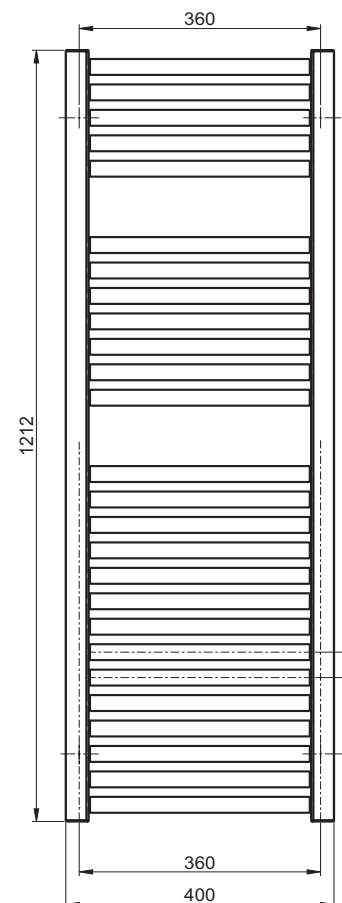
**tissino**

Your bathroom, made **beautiful**.



A heated towel rail with hidden fixings for a sleek minimalist look, developed from the best-selling Hugo2 range

## TECHNICAL DRAWING



## PRODUCT DETAILS

|                            |                             |            |
|----------------------------|-----------------------------|------------|
| <b>Finishes</b>            | Powder coat                 |            |
| <b>Dimensions</b>          | Height                      | 1212 mm    |
|                            | Width                       | 400 mm     |
|                            | Depth from wall             | 85 – 95 mm |
|                            | Pipe centres                | 360 mm     |
|                            | Fixing centres – vertical   | 1000 mm    |
|                            | Fixing centres – horizontal | 360 mm     |
| <b>Material</b>            | Steel                       |            |
| <b>Water connection</b>    | 1/2" BSP female             |            |
| <b>Heat output (ΔT 60)</b> | 2525 BTU                    | 740 W      |
| <b>Weight</b>              | 7.8 kg                      |            |
| <b>Warranty</b>            | 10 years                    |            |
| <b>Code</b>                | Soft Taupe                  | THE-110-ST |

See separate datasheets for information on matching valves